

Regent • Page 10-15



- Load ratings up to 160 lbs
- 1-5/8" to 5" wheel diameter

Eclipse • Page 16-17



- Load ratings up to 125 lbs
- 3" to 4" wheel diameter

Omega • Page 18-19



- Load ratings up to 120 lbs
- 2" to 3" wheel diameter

Baron • Page 26-27



- Load ratings up to 180 lbs
- 1-5/8" and 2" wheel diameter

General Duty • Page 28-29



- Load ratings up to 300 lbs
- 2" to 4" wheel diameter

Institutional • Page 30-35



- Load ratings up to 325 lbs
- 3" to 6" wheel diameter

Dual Wheel • Page 46-47



- Load ratings up to 220 lbs
- 3" wheel diameter

BDS/BDR • Page 48-49



- Load ratings up to 400 lbs
- 2" and 2-1/2" wheel diameter

Prism • Page 50-53



- **New stainless steel models**
- Load ratings up to 1,200 lbs
- 4" to 8" wheel diameter

Pilot • Page 64-65



- Load ratings up to 100 lbs
- 50mm to 60mm wheel diameter

Source II • Page 66-67



- Load ratings up to 100 lbs
- 40mm to 60mm wheel diameter

Pert • Page 68-69



- Load ratings up to 75 lbs
- 52mm wheel diameter

Softech • Page 74-76



- Load ratings up to 225 lbs
- 50mm to 125mm wheel diameter

MRI Conditional • Page 77



- Load ratings up to 165 lbs
- 50mm to 75mm wheel diameter

Twin Lock • Page 78



- Load ratings up to 225 lbs
- 100mm wheel diameter

Component Parts • Page 90-91



- Rigs, axles, bearings, spanners and brakes

Wheels • Page 92-100



- Complete line of replacement wheels

Sockets • Page 101-102



- Complete line of sockets

Genesis • Page 20-21

New Product



- Load ratings up to 110 lbs
- 3" wheel diameter


RS/RT • Page 22-23

New Additions



- Load ratings up to 120 lbs
- 3" wheel diameter

Monarch • Page 24-25



- Load ratings up to 120 lbs
- 2", 2-1/2" and 3" wheel diameter


HDI • Page 36-37

New Product



- Load ratings up to 400 lbs
- 4" and 5" wheel diameter

Z Series • Page 38-39



- Load ratings up to 300 lbs
- 4" to 6" wheel diameter

Bassick Low Profile • Page 40-45



Business Machine

- Load ratings up to 1,000 lbs
- 2" to 4" wheel diameter
- 00, LS Low Profile and XX series

Diamond • Page 54-55

New Product



- Load ratings up to 1,250 lbs
- 4" to 8" wheel diameter

Honcho • Page 56-61

New Additions




- Load ratings up to 3,500 lbs
- 4" to 10" wheel diameter
- AS, ES, OS and HS, HA series

Pacer • Page 62-63



- Load ratings up to 100 lbs
- 50mm to 60mm wheel diameter

Chair Casters • Page 70



- Load ratings up to 75 lbs
- 50mm to 55mm wheel diameter


Prim • Page 71

New Additions




- Load ratings up to 100 lbs
- 60mm wheel diameter

Ultima • Page 72-73




- Load ratings up to 180 lbs
- 50mm to 125mm wheel diameter

Hospital • Page 79-83



- Chrome & Stainless Steel
- Load ratings up to 260 lbs
- 3" to 6" wheel diameter

Ball • Page 84-87



- Load ratings up to 100 lbs
- 2" to 3" wheel diameter

Specialty • Page 88-89

New Product



- Casters for special applications

Floor Locks/Jacks • Page 103



- Floor locks
- Leveling Jacks

Accessories • Page 104-105

New Additions



- Glides, caps, installation tools, clamps, strikes

Fastenings • Page 106-118

New Additions



- Handy plate and stem fastening reference